

Getting Ready for Your Colonoscopy: Suprep Prep Instructions

Exam Arrival Date and Time: _____

Note: Arrival and Procedure Times do NOT appear in Patient Gateway. Please use this time.

Exam performed by Dr. _____



Brigham and Women's Hospital
Endoscopy Center
75 Francis Street
Amory Building, 2nd Floor
Boston, MA 02115



Brigham and Women's Outpatient
Endoscopy Center
850 Boylston Street (Route 9)
2nd Floor, Suite 202
Chestnut Hill, MA 02467

CANCELLATION

Scheduling procedures requires careful planning between the staff, doctors, and hospital. To help avoid delays, it is important that you follow the schedule.

If you must reschedule or cancel, please call us at least **3 days prior to procedure** at (617) 732-7426. Thank you for your help and consideration.

This guide covers how you need to prepare so we can get the best exam of your colon. Please complete all of the steps in this guide so you can have your colonoscopy on the scheduled day.

This guide includes:

- List of tasks to complete before you schedule your procedure
- Shopping List
- Prep Instructions

Please read all instructions at least 2 weeks before your exam

These instructions and instructional videos can be found at
<https://www.brighamandwomens.org/prep>

Medical Words Used in this Guide

Some words in this guide may be new to you. Let's go over what these words mean.

Colon

When food is turned into solid waste, the solid waste passes through the colon. The colon removes salt and water from the solid waste. Tumors and other health conditions can affect the colon.

Colonoscopy

A test to look inside your body at the colon to see if you have tumors or other health conditions that are affecting the proper functioning of your colon.

Laxative

A medication that helps you move your bowels.

Why Proper Colon Cleaning Is Needed

Food and liquids can stay in your body for a long time. If there is food still in your system when you get your colonoscopy, the food can get in the way of seeing any problems that may exist, like tumors.

The doctor will get the best pictures of your colon when it is completely empty.

The doctor will be able to tell right away if your colon is empty. If your colon is not completely empty, you will not be able to complete the exam. You will need to reschedule the exam and go through the preparation steps again.

Important Contact Info

- If you have questions for a nurse about your procedure or preparation, call 617-525-6814 Monday-Friday (excluding holidays) 8:00 - 4:30.
- If you are calling Monday-Friday after 4:30pm, during the weekend or on a holiday, please call **617-732-7426** and **select option 2**. Before calling, please review our Frequently Asked Questions (FAQ) at brighamandwomens.org/prep.
- If you need to reschedule your exam for any reason, please call **617-732-7426**.
- If you need medical help now, call **911** or go to the nearest **Emergency Room**.

What You Need to Do Before You Arrive For Your Colonoscopy

One Week Before Your Colonoscopy

- Update your registration information by calling 866-489-4056.
- Call your insurance company to find out if your colonoscopy will be covered. If your insurance requires a referral, please contact your Primary Care Physician and have the referral faxed to 857-282-5652.

Medications

- If you have diabetes, ask your doctor about how to take your insulin and other diabetes medications.
- If you take blood thinners (Coumadin, Plavix, Pradaxa, Lovenox, etc), ask your doctor if you should stop these medications before your colonoscopy. Please notify the endoscopy nurse at 617-525-6814 if your doctor has recommended you **not** stop this for your colonoscopy.
- Stop oral iron supplements 5 days before your scheduled procedure. You can resume after your procedure.

Transportation

- You will not be permitted to drive or take other transportation, such as a taxi, Uber or Lyft, by yourself after your exam for your safety. You must arrange for a responsible adult to accompany you as you leave the Endoscopy Center by any form of transportation. If you do not make appropriate transportation arrangements, the procedure cannot be performed with sedation.
- Please be aware that the 75 Francis Street Endoscopy Center closes at 6 pm and the 850 Boylston Street Endoscopy Center closes at 4:30 pm. Please make sure that your ride is available to escort you home no later than the closing time.

What to Bring to Your Colonoscopy

- Name and phone number of the person who will take you home. They should be available to pick you up within 30 minutes of being called.
- Photo identification
- DO NOT bring jewelry other than wedding rings

When Your Colonoscopy is completed

- In most cases, you will spend 2 to 3 hours in the Endoscopy Unit from the time you arrive. We try to start your exam on time, but medical care can result in unavoidable delays.
- You cannot drive or drink alcohol for 12 hours after your procedure.

Colonoscopy Shopping List

What to Buy At the Grocery Store

For clear liquids (examples below):



1 box Chicken Bouillon/broth
(No noodles or solids in the broth)



1 box "Jell-o"/gelatin
(No flavors with red coloring)



1 bottle Ginger Ale or Clear Juice
(Any brand)

What to Buy At the Pharmacy

Medications you will need:



Suprep
(You can pick this up at your pharmacy. Your doctor will prescribe this.)



1 box of Gas-X or generic simethicone pills (125 mg or 250 mg)

Colonoscopy SUPREP Preparation Instructions

Five Days Before Your Exam

- Stop oral iron supplements. You can resume after your procedure.

Three Days Before Your Exam

- Eat a low fiber diet: avoid nuts, seeds, corn and raw (uncooked) fruits and vegetables.

One Day Before Your Exam

- No solid food for the entire day
- You can only have **clear liquids**, such as Jell-o, popsicles, broth, tea, black coffee and juice
- You cannot eat solid food until AFTER your exam



When to start your bowel preparation depends on the start time of your colonoscopy, please follow the instructions below:

Morning exams (7-11:30am)

One Day before exam at 5 PM

1. Pour one bottle (6-ounces) of Suprep into mixing container
 2. Add water to the 16-ounce drinking line on the container and mix
 3. Drink all of the liquid in the container
 4. Drink 2 more 16-ounce containers of water over the next 1 hour.
- This will cause you to have loose stools. Loose stool may not start until after you finish the next step of the prep
 - Continue drinking even if you have diarrhea. You may have nausea but keep drinking to be sure your colon is clean.

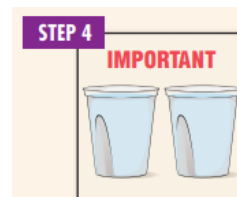
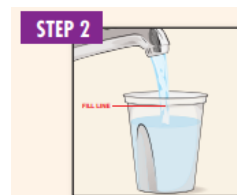
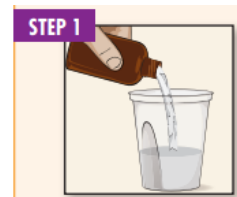
5 hours before your exam

1. Take one 250 mg or two 125 mg Gas-X (or generic brand simethicone) pill(s)
 2. Pour one bottle (6-ounces) of Suprep into mixing container
 3. Add water to the 16-ounce drinking line on the container and mix
 4. Drink all of the liquid in the container
 5. Drink 2 more 16-ounce containers of water
- You must finish drinking the mixture within 2 hours. **Do not drink anything including preparation for 3 hours before your exam**

Afternoon exams (12-4:30pm)

Day of exam starting anytime between 5 AM to 6 AM

1. Take one 250 mg or two 125 mg Gas-X (or generic brand simethicone) pill(s)
 2. Pour one bottle (6-ounces) of Suprep into mixing container
 3. Add water to the 16-ounce drinking line on the container and mix
 4. Drink all the liquid in container
 5. Drink 2 more 16-ounce containers of water over the next 1 hour.
 6. Repeat steps 2 through 5 above using the second bottle (6-ounces) of Suprep
- This will cause you to have loose stools. Loose stool may not start until after you finish the next step of the prep
 - Continue drinking even if you have diarrhea. You may have nausea but keep drinking to be sure your colon is clean.
- Do not drink anything including preparation for 3 hours before your exam**



(Alternate Instructions for Afternoon exams):

Afternoon exam patients may follow Morning exams instructions instead if so desired.

All exams

3 hours Before Your Exam

1. **Take your regular medications** unless instructed otherwise by a doctor with a small sip of water.